

DEFINITE SIGNS

1. Serpentine galleries directly beneath bark



2. Multiple D-shaped exit holes




3. EAB larva directly beneath bark



PROBABLE SIGNS


1. "Flaking" by woodpeckers, with larval extraction holes. The exposed inner bark is blond on recently flaked trees and gray on trees flaked less recently.






Monitoring and Managing Ash

SIGNS OF EMERALD ASH BORER



POSSIBLE SIGNS

1. Epicormic shoots. These come directly from the tree base or trunk instead of from branches/twigs. Can be caused by EAB or other stressors; if you see this sign, look for definite signs.



2. Vertical splits in the bark. Can be caused by EAB or other stressors; if you see this sign, look for definite signs.



3. Crown thinning or die-back. Crown thinning (fewer leaves) and die-back (dead branches or twigs) can also be caused by other stressors; if you see this sign, look for definite signs.

